



Connectors > Power Connectors > Power Contacts > Strip Pin and Socket Contacts, Type III



Power Contact Type: **Contact**

Contact Mating Area Plating Material: **Tin**

Wire Size: **.2 – .6 mm<sup>2</sup>**

Connector & Contact Terminates To: **Wire & Cable**

[All Strip Pin and Socket Contacts, Type III \(55\)](#)

## Features

### Product Type Features

Power Contact Type	Contact
Connector & Contact Terminates To	Wire & Cable

### Electrical Characteristics

Test Current	13 A
--------------	------

### Contact Features

Contact Mating Area Plating Material	Tin
Contact Current Rating (Max)	13 A
Contact Type	Pin
Contact Retention Within Housing	With
Mating Pin Diameter	1.57 mm[.062 in]
Contact Base Material	Brass
Contact Mating Area Plating Material Thickness	2.54 μm[100 μin]
Wire Contact Termination Area Plating Thickness	2.54 μm[100 μin]
Wire Contact Termination Area Plating Material	Tin



Wire Contact Termination Area Plating Material Finish	Matte
Contact Orientation	Straight
Contact Underplating Material	Nickel
Contact Underplating Material Thickness	1.27 µm[50 µin]
Barrel Type	Open Barrel
Contact Size	16

### Termination Features

Termination Method to Wire & Cable	Crimp
------------------------------------	-------

### Mechanical Attachment

Wire Insulation Support	With
-------------------------	------

### Dimensions

Wire Size	.2 – .6 mm <sup>2</sup>
Accepts Wire Insulation Diameter Range	1.52 – 3.05 mm[.06 – .12 in]

### Usage Conditions

Operating Temperature Range	-55 – 90 °C[-67 – 194 °F]
-----------------------------	---------------------------

### Operation/Application

Circuit Application	Power & Signal
---------------------	----------------

### Identification Marking

Color Code	Yellow
------------	--------

### Packaging Features

Packaging Method	Reel
Packaging Quantity	4000

### Other

Wire/Cable Type	Discrete Wire
For Use With	CPC Connectors, G Series, M Series Connectors, Metrimate Drawer, Metrimate, Special M Series
Comment	Contacts can only be used in Metrimate, Series 1 (Arr. 23-24), Series 4 (Arr. 23-13M, 23-16M, 23-22M), and VDE connectors.

### Product Compliance

For compliance documentation, visit the product page on [TE.com](https://www.te.com)>




EU RoHS Directive 2011/65/EU	Compliant
EU ELV Directive 2000/53/EC	Compliant
China RoHS 2 Directive MIIT Order No 32, 2016	No Restricted Materials Above Threshold
EU REACH Regulation (EC) No. 1907/2006	Current ECHA Candidate List: JUNE 2022 (224) Candidate List Declared Against: JUNE 2022 (224) Does not contain REACH SVHC
Halogen Content	Low Halogen - Br, Cl, F, I < 900 ppm per homogenous material. Also BFR/CFR/PVC Free
Solder Process Capability	Not applicable for solder process capability

Product Compliance Disclaimer

This information is provided based on reasonable inquiry of our suppliers and represents our current actual knowledge based on the information they provided. This information is subject to change. The part numbers that TE has identified as EU RoHS compliant have a maximum concentration of 0.1% by weight in homogenous materials for lead, hexavalent chromium, mercury, PBB, PBDE, DBP, BBP, DEHP, DIBP, and 0.01% for cadmium, or qualify for an exemption to these limits as defined in the Annexes of Directive 2011/65/EU (RoHS2). Finished electrical and electronic equipment products will be CE marked as required by Directive 2011/65/EU. Components may not be CE marked. Additionally, the part numbers that TE has identified as EU ELV compliant have a maximum concentration of 0.1% by weight in homogenous materials for lead, hexavalent chromium, and mercury, and 0.01% for cadmium, or qualify for an exemption to these limits as defined in the Annexes of Directive 2000/53/EC (ELV). Regarding the REACH Regulation, the information TE provides on SVHC in articles for this part number is based on the latest European Chemicals Agency (ECHA) 'Guidance on requirements for substances in articles' posted at this URL: <https://echa.europa.eu/guidance-documents/guidance-on-reach>

## Compatible Parts



TE Part # CAT-AM71-C83998C  
Circular Plastic Connector, CMC Series 1



TE Part # CAT-AM71-C83998Y  
One-Piece Connector, Sealed, CPC Series 1



TE Part # CAT-AM71-C83998J  
Cable/Panel Mount Connector, CPC Series 1



TE Part # CAT-AM71-C83998K  
Circular Connector, Environmentally Sealed, CPC Series 6



TE Part # 91542-1  
CCII TYPE III+ PIN SKT 24-22 ASSY



TE Part # 200893-2  
INSERTION TOOL CONT



TE Part # 539972-1  
EXTRACTION TOOL



TE Part # 305183  
EXTRACT TOOL TYPE 2 20-16



TE Part # 2305570-1  
Strip Terminal Cutter-Side Feed-No Crimp



TE Part # 2-2151669-1  
OCEAN-2.0-APPLICATOR-S-062F1200



TE Part # 2-2151669-2  
OCEAN-2.0-APPLICATOR-S-062F1200A



TE Part # 2151669-1  
OCEAN-2.0-APPLICATOR-S-062F1200



TE Part # 2151669-2  
OCEAN-2.0-APPLICATOR-S-062F1200A



TE Part # 7-2151669-1  
OCEAN-2.0-APPLICATOR-S-062F1200




TE Part # 7-2151669-2  
OCEAN-2.0-APPLICATOR-S-062F1200A




**KIT**  
REPRESENTATION ONLY  
TE Part # 7-2151669-7  
OCEAN\_2.0\_SPARE\_PART\_KIT-062F1200

TE Part # 466979-1  
APPL,SCA 9SMR062F1200 S

## Also in the Series | AMP Type III+



Insertion & Extraction Tools(4)



Power Contacts(410)

## Documents

**Product Drawings**  
III+ PIN,24-20,TIN,STRIP

English

**CAD Files**  
Customer View Model  
ENG\_CVM\_CVM\_1-66564-2\_AC.2d\_dxf.zip

English



### 3D PDF

3D

#### Customer View Model

[ENG\\_CVM\\_CVM\\_1-66564-2\\_AC.3d\\_igs.zip](#)

English

#### Customer View Model

[ENG\\_CVM\\_CVM\\_1-66564-2\\_AC.3d\\_stp.zip](#)

English

By downloading the CAD file I accept and agree to the [Terms and Conditions](#) of use.

---

### Datasheets & Catalog Pages

[AMP Circular Connectors for Commercial Signal & Power Applications](#)

English

#### Signal Contacts

English

[M\\_SERIES\\_PIN\\_AND\\_SOCKET\\_CONNECTORS](#)

English

---

### Product Specifications

[Application Specification](#)

English